

Form- IV
(See rule 13)
ANNUAL REPORT


[To be submitted to the prescribed authority on or before 30th June every year for the period from January to December of the preceding year, by the occupier of health care facility (HCF) or common bio-medical waste treatment facility (CBMWF)]

Sl. No.	Particulars		
1.	Particulars of the Occupier	:	All India Institute of Medical Sciences, Jodhpur
	(i) Name of the authorised person (occupier or operator of facility)	:	Dr.Goverdhan Dutt Puri Executive Director, AIIMS Jodhpur-342005
	(ii) Name of HCF or CBMWF	:	All India Institute of Medical Sciences, Jodhpur
	(iii) Address for Correspondence	:	AIIMS, Basni Industrial Area, Phase-2, Jodhpur
	(iv) Address of Facility	:	AIIMS, Basni Industrial Area, Phase-2, Jodhpur
	(v) Tel.No., Fax. No	:	0291-2012978
	(vi) E-mail Id	:	director@aiimsjodhpur.edu.in
	(vii) URL of Website	:	https://www.aiimsjodhpur.edu.in
	(viii) GPS coordinates of HCF or CBMWF	:	26.2405 ⁰ N, 73.0050 E
	(ix) Ownership of HCF or CBMWF	:	Central Government
	(x) Status of Authorisation under the Bio-Medical Waste (Management and Handling) Rules	:	Authorization to operate BMW facility No.: F(BMW)/Jodhpur (Jodhpur)/6506 (01)/2020-2021/949-951 14-09-2018 Valid up to 31-08-2023
	(xi) Status of Consents under Water Act and Air Act	:	Valid up to: Consent of establishment obtained for RSPCB vide no. 2011-12/SEMC/754 dated 21.04.2011
2.	Type of Health Care Facility	:	
	(i) Bedded Hospital	:	No. of Beds: 960
	(ii) Non-bedded hospital	:	NA
	(Clinic or Blood Bank or Clinical Laboratory or Research Institute or Veterinary Hospital or any other)	:	
	(iii) License number and its data of expiry	:	NA
3.	Details of CBMWF	:	NA
	(i) Number healthcare facilities covered by CBMWF	:	NA
	(ii) No. of beds covered by CBMWF	:	--
	(iii) Installed treatment and disposal capacity of CBMWF	:	_____ Kg per day

	(iv) Quantity of biomedical waste treated or disposed by CBMWTF	:	_____ Kg/day																																																												
4.	Quantity of waste generated or disposed in Kg per annum (on monthly average basis)	:	Yellow Category: 1,34,242.93 kgs Red Category: 1,38,284.24 kgs White: 4,193.71 kgs Blue Category: 11,386.7 kgs General Solid waste: 9,65,250 kgs																																																												
5.	Details of the Storage, treatment, transportation, processing and Disposal Facility																																																														
	(i) Details of the on-site storage facility	:	Size: 10,000 Sqr. Feet Capacity: Provision of on-site storage : (cold storage or any other provision)																																																												
	(ii) Details of the treatment or disposal facilities	:	<table border="0"> <thead> <tr> <th>Type of equipment</th> <th>No of units</th> <th>Capacity of units Kg/annum</th> <th>Quantity treated or disposed</th> </tr> </thead> <tbody> <tr> <td>Incinerators</td> <td>0</td> <td></td> <td></td> </tr> <tr> <td>Plasma Pyrolysis</td> <td>0</td> <td></td> <td></td> </tr> <tr> <td>Autoclaves</td> <td>2</td> <td></td> <td></td> </tr> <tr> <td>Microwave</td> <td>2</td> <td></td> <td></td> </tr> <tr> <td>Hydroclave</td> <td>0</td> <td></td> <td></td> </tr> <tr> <td>Shredder</td> <td>1</td> <td></td> <td></td> </tr> <tr> <td>Needle tip cutter or Destroyer</td> <td>99</td> <td></td> <td></td> </tr> <tr> <td>Sharps</td> <td>4394</td> <td></td> <td></td> </tr> <tr> <td>Encapsulation</td> <td>0</td> <td></td> <td></td> </tr> <tr> <td>Concrete pits</td> <td>0</td> <td></td> <td></td> </tr> <tr> <td>Deep burial pits</td> <td>0</td> <td></td> <td></td> </tr> <tr> <td>Chemical</td> <td>0</td> <td></td> <td></td> </tr> <tr> <td>Disinfection</td> <td>0</td> <td></td> <td></td> </tr> <tr> <td colspan="4">Any other treatment equipment:</td> </tr> </tbody> </table>	Type of equipment	No of units	Capacity of units Kg/annum	Quantity treated or disposed	Incinerators	0			Plasma Pyrolysis	0			Autoclaves	2			Microwave	2			Hydroclave	0			Shredder	1			Needle tip cutter or Destroyer	99			Sharps	4394			Encapsulation	0			Concrete pits	0			Deep burial pits	0			Chemical	0			Disinfection	0			Any other treatment equipment:			
Type of equipment	No of units	Capacity of units Kg/annum	Quantity treated or disposed																																																												
Incinerators	0																																																														
Plasma Pyrolysis	0																																																														
Autoclaves	2																																																														
Microwave	2																																																														
Hydroclave	0																																																														
Shredder	1																																																														
Needle tip cutter or Destroyer	99																																																														
Sharps	4394																																																														
Encapsulation	0																																																														
Concrete pits	0																																																														
Deep burial pits	0																																																														
Chemical	0																																																														
Disinfection	0																																																														
Any other treatment equipment:																																																															
	(iii) Quantity of recyclable wastes sold to authorized recyclers after treatment in kg per annum.	:	Red Category (like plastic, glass etc.): NA																																																												
	(iv) No of vehicles used for collection and transportation or biomedical waste	:	E-Rickshaw-2 Cycle Rikshaw-5 BMW collection Trolley-13																																																												
	(v) Details of incineration ash and ETP sludge generated and disposed	:	<table border="0"> <thead> <tr> <th>Quantity Generated</th> <th>Where disposed</th> </tr> </thead> <tbody> <tr> <td></td> <td></td> </tr> </tbody> </table>	Quantity Generated	Where disposed																																																										
Quantity Generated	Where disposed																																																														

	During the treated of wastes in Kg per annum	:	Incineration Ash } NA ETP Sludge: 1255-1314 kg ETP water treated: 1,24,388 cubic metre/month
	(vi) Name of the Common Bio-Medical Waste Treatment Facility Operator through which wastes are disposed of	:	Sales Promoters, CBWTF Plant, ADB Waste Site, Barli Post Office, Jaisalmer Road, Jodhpur, Raj.- 342001.
	(vii) List of member HCF not handed over bio-medical waste	:	NA
6	Do you have bio-medical waste management committee? IF yes, attach minutes of the meetings held during the reporting period	:	Yes
7.	Details trainings conducted on BMW		YES
	(i) Number of trainings conducted on BMW Management:		349
	(ii) number of personnel trained		3002
	(iii) number of personnel trained at the time of induction		-
	(iv) number of personnel not undergone any training so far.		-
	(v) whether standard manual for training is available?		Yes
	(vi) any other information		
8	Details of the accident occurred during the year		NSI
	(i) Number of Accidents occurred		64
	(ii) Number of the persons affected		0
	(iii) Remedial Action taken (Please attach details if any)		Attached
	(iv) Any Fatality occurred, details.		NIL
9.	Are you meeting the standards of air Pollution from the incinerator? How many times in last year could not met the standards?		Yes None
	Details of Continuous online emission monitoring systems installed		NA
10	Liquid waste generated and treatment methods in place. How many times you have not met the standards in a year?		ETP & STP None
11	Is the disinfection method or sterilization meeting the log 4 standards? How many times you have not met the standards in a year?		Yes None
12	Any other relevant Information	:	(Air Pollution Control Devices attached with the Incinerator)

Certified that the above report is for the period from 1st January 2023 to 31st December 2023
Date- 18-01-2024




Name and Signature of the Head of Institution
कार्यकारी निदेशक
Executive Director
अखिल भारतीय आयुर्विज्ञान संस्थान, जोधपुर
All India Institute of Medical Sciences, Jodhpur
AIIMS JODHPUR

DEPARTMENT OF MICROBIOLOGY

TOTAL WEIGHT (IN KGS) ENTRY 2023

S.NO.	MONTH	YELLOW(Kg)	RED (Kg)	BLUE(Kg)	WHITE (Kg)
1	January	10257.1	11280.3	717.1	342.4
2	February	8856.4	10205.1	720.6	331.3
3	March	11408.3	12072	1253.23	257
4	April	10445.5	11038.4	1423.6	316.2
5	May	12887.13	13407.3	1066.35	524.85
6	June	12079	12467.2	916.5	455.2
7	July	11425.8	11573.94	852.1	330.8
8	August	11390.84	11006.72	717.5	337.5
9	September	11326.2	11231.58	1042.87	312
10	October	12313.45	12314.9	1136.8	263.79
11	November	11161.15	10992.4	754.65	369
12	DECEMBER	10692.1	10694.4	786.5	353.67
Total		134243	138284.2	11386.8	4193.71



SALES PROMOTERS

HEAD OFFICE : HB 67, NRI Bungalows, Koh-E-Fiza, Bhopal, M.P. Phone-0755-3090477, 09826071087


WORKS : CBWTF Plant, Nagar Nigam Landfill Site
 Jaisalmer Road, Barli Post Office, JODHPUR Raj-342 001
 Office : 6376583508, Mob : 9829790902/4
 E-mail : sp_cbwtf_jodh@yahoo.com

WORKS : CBWTF Plant, ADB Waste Site,
 Sandriya Village, Jaipur Bye Pass Road, Parbatpura,
 AJMER, Rajasthan. PHONE: +91-9829790903/5
 E-mail : sp_cbwtf_ajmer@yahoo.com

Name of Institution: उदित भारतीय आयुर्विज्ञान संस्थान Index No.: 00028 Jan-23
 Address: वासनी विधीयकेंद्र जोधपुर Period of Work: (January)
 Contact Person: _____
 Bed Capacity: 960
 Specialization: _____

DATE	NUMBER OF BAGS				QUANTITY OF WASTE				SIGNATURES	
	YELLOW	RED	BLUE	WHITE	YELLOW	RED	BLUE	WHITE	S.P. Collection Staff	Institution Staff
01-1-23	43	41	7	8	372.8	429.4	34	12	(Signature)	Vinod Rao
02-1-23	40	42	8	7	305.7	316.70	27.50	10.5	(Signature)	Vinod Rao
03-1-23	39	41	10	9	316.5	309.5	35	13.2	(Signature)	Vinod Rao
04-1-23	39	41	5	6	294.10	351.5	12	9	(Signature)	Vinod Rao
05-1-23	41	41	8	9	295	299.5	35	13.5	(Signature)	Vinod Rao
06-1-23	34	35	6	5	246	258.9	20.5	7.5	(Signature)	Vinod Rao
07-1-23	39	41	6	7	316	360	17.20	10.5	(Signature)	Vinod Rao
08-1-23	41	44	7	8	303	377	20.5	12.2	(Signature)	Vinod Rao
09-1-23	39	40	10	11	299	327	40.5	23	(Signature)	Vinod Rao
10-1-23	37	41	9	9	302	351.4	37	13.50	(Signature)	Vinod Rao
11-1-23	36	38	6	6	280.5	325.20	19.60	9	(Signature)	(Signature)
12-1-23	45	30	9	8	432	298	25.100	12	(Signature)	Vinod Rao
13-1-23	37	41	5	4	272	340	14	6	(Signature)	Vinod Rao
14-1-23	36	41	5	7	246	311	15	10.50	(Signature)	Vinod Rao
15-1-23	23	25	5	7	271.10	451.5	24	10.5	(Signature)	Vinod Rao
16-1-23	39	40	8	10	295.20	316.4	26	15	(Signature)	Vinod Rao
17-1-23	41	43	7	8	346	375.30	2.5	12	(Signature)	Vinod Rao
18-1-23	44	42	8	9	382	362.6	29	13.5	(Signature)	Vinod Rao
19-1-23	39	41	8	7	326	395	24	10.50	(Signature)	Vinod Rao
20-1-23	36	37	7	8	306	339	27	12	(Signature)	Vinod Rao
21-1-23	36	44	4	4	363	469	14	6	(Signature)	Vinod Rao
22-1-23	42	43	12	4	412	411	18	10	(Signature)	(Signature)
23-1-23	39	44	8	8	337.8	453.1	38	19	(Signature)	(Signature)
24-1-23	36	50	10	4	360	493	15	9.800	(Signature)	(Signature)
25-1-23	46	41	9	3	451	403	13.50	8.600	(Signature)	(Signature)
26-1-23	40	41	7	3	383	400	10.50	6.900	(Signature)	(Signature)
27-1-23	40	33	11	4	388	324	16.50	10.50	(Signature)	(Signature)
28-1-23	41	40	10	6	400	417	27	9.70	(Signature)	(Signature)
29-1-23	28	30	5	7	303.20	331.30	14.50	10.50	(Signature)	(Signature)
30-1-23	33	33	5	5	339.50	347	24.70	7.50	(Signature)	(Signature)
31-1-23	37	38	6	10	302	335	17.50	15	(Signature)	Vinod Rao
Total					10257.1	11280.3	717.1	342.4		

Remarks: _____



SALES PROMOTERS

JODHPUR

CBWTF Plant, Nagar Nigam Landfill Site,
Jaisalmer Road, Barhi Post Office, Jodhpur -342 001
Office : 83765 83608, Mob : 98297 90902/4
E-mail : cbwtf.jodhpur@gmail.com
Website : jodhpurcbwtf.salespromoters.in

AJMER

CBWTF Plant, ADB Waste Site, Sandriya Village,
Jaipur Bye Pass Road, Parbatpura, Ajmer-305001
Office : 98297 90905, Mob : 98297 90903
E-mail : cbwtf.ajmer@gmail.com
Website : ajmercbwtf.salespromoters.in

HEAD OFFICE : HB 67, NRI Bungalows, Koh-E-Fiza, Bhopal, M.P. Phone-0755-3090477, 09826071087

Name of Institution : अखिल भारतीय आर्घुविज्ञान संस्थान


Address : रावली सिटी फ्लैट, रावली

Contact Person : 0832114333 6003696874 Index No. : 90028

Bed Capacity : 960 Month of : FEBRUARY 2023

DATE	NUMBER OF BAGS				QUANTITY OF WASTE (In Kg)				SIGNATURES	
	YELLOW	RED	BLUE	WHITE	YELLOW	RED	BLUE	WHITE	S.P. Collection Staff	Institution Staff
01-2-23	40	41	5	16	395	397	13.8	24	[Signature]	[Signature]
02-2-23	38	39	11	12	312.5	396	48	18	[Signature]	Vinod Arora
03-2-23	39	41	13	10	364.5	391	35.0	14.7	[Signature]	Vinod Arora
04-2-23	38	38	7	7	319.5	324.5	35.1	10.5	[Signature]	Vinod Arora
05-2-23	46	44	4	6	393	484.5	20	9	[Signature]	Vinod Arora
06-2-23	41	40	5	3	338	387.5	16	4.5	[Signature]	Vinod Arora
07-2-23	37	37	8	8	268	308.5	31	12	[Signature]	Vinod Arora
08-2-23	41	38	8	7	334	356	27	13.5	[Signature]	Vinod Arora
09-2-23	39	35	5	7	340	280	20	12	[Signature]	Vinod Arora
10-2-23	45	45	5	5	355	444	25	7.5	[Signature]	Vinod Arora
11-2-23	38	40	8	8	249	373	31	12	[Signature]	Vinod Arora
12-2-23	46	44	5	5	342	397	25	7.5	[Signature]	[Signature]
13-2-23	48	47	9	9	341	408	45	13.5	[Signature]	[Signature]
14-2-23	46	46	8	9	345	416	40	12	[Signature]	[Signature]
15-2-23	39	38	7	7	309	337	15.4	10.5	[Signature]	[Signature]
16-2-23	43	42	3	3	320	380	15	4.5	[Signature]	Vinod Arora
17-2-23	38	40	11	10	332.5	358.4	36.6	15	[Signature]	Vinod Arora
18-2-23	45	45	8	7	329	389	38	19	[Signature]	Vinod Arora
19-2-23	32	34	4	5	264	282.7	11	7.5	[Signature]	Vinod Arora
20-2-23	39	39	7	8	314.5	348.2	22.5	12	[Signature]	Vinod Arora
21-2-23	34	40	8	7	270.3	343.7	22.5	10.5	[Signature]	Vinod Arora
22-2-23	32	37	4	5	250.2	296.4	12	7.5	[Signature]	Vinod Arora
23-2-23	37	36	7	7	353.9	382.2	28.2	12.2	[Signature]	[Signature]
24-2-23	37	40	5	5	288.6	354.2	13.1	6.9	[Signature]	Vinod Arora
25-2-23	33	39	5	6	249	326	15	9	[Signature]	Vinod Arora
26-2-23	29	37	5	6	231.3	306.7	14	9	[Signature]	Vinod Arora
27-2-23	46	46	9	13	329	408	45	26.5	[Signature]	Vinod Arora
28-2-23	33	33	7	7	215	230.2	20.2	10.5	[Signature]	Vinod Arora
29-										
30-										
31-										
Total					8856.4	10205.1	720.6	331.3		

Remarks:-



SALES PROMOTERS

JODHPUR

CBWTF Plant, Nagar Nigam Landfill Site,
Jaisalmer Road, Bari Post Office, Jodhpur -342 001
Office : 63765 83508, Mob : 98297 90902/4
E-mail : cbwtf.jodhpur@gmail.com
Website : jodhpurcbwtf.salespromoters.in

AJMER

CBWTF Plant, ADB Waste Site, Sandriya Village,
Jaipur Bye Pass Road, Parbatpura, Ajmer-305001
Office : 98297 90905, Mob : 98297 90903
E-mail : cbwtf.ajmer@gmail.com
Website : ajmercbwtf.salespromoters.in

HEAD OFFICE : HB 67, NRI Bungalows, Koh-E-Fiza, Bhopal, M.P. Phone-0755-3090477, 09826071087

Name of Institution : अखिल भारतीय आयुर्विज्ञान संस्थान


Address : बदायूँ दिवतीय क्वा, जोधपुर

Contact Person : 9868114422, 8003996874 Index No.: 90028

Bed Capacity : 960 Month of : MARCH 2023

DATE	NUMBER OF BAGS				QUANTITY OF WASTE (In Kg.)				SIGNATURES	
	YELLOW	RED	BLUE	WHITE	YELLOW	RED	BLUE	WHITE	S.P. Collection Staff	Institution Staff
01-3-23	38	39	10	6	345.2	381	27.70	8.70	[Signature]	[Signature]
02-3-23	39	37	11	5	410	390	34.20	7.60	[Signature]	[Signature]
03-3-23	35	37	12	6	387	402	38.90	8.60	[Signature]	[Signature]
04-3-23	31	36	9	4	337	388	31.80	5.80	[Signature]	[Signature]
05-3-23	26	32	2	4	204	264.80	5.50	6	[Signature]	[Signature]
06-3-23	34	35	8	3	391.50	401	25.60	4.20	[Signature]	[Signature]
07-3-23	29	30	9	2	256.20	272	25.70	3	[Signature]	[Signature]
08-3-23	25	29	2	2	227	266	5.80	2.90	[Signature]	[Signature]
09-3-23	31	33	10	2	336	358	32.80	2.90	[Signature]	[Signature]
10-3-23	36	38	9	5	355	381	25.70	6.80	[Signature]	[Signature]
11-3-23	36	40	10	3	373.4	407	38.70	4.40	[Signature]	[Signature]
12-3-23	45	41	12	10	297	331	36.10	10.50	[Signature]	[Signature]
13-3-23	33	34	9	4	366	380	26.4	4.1	[Signature]	[Signature]
14-3-23	37	38	9	4	388.9	413	31.60	5.80	[Signature]	[Signature]
15-3-23	36	38	10	2	395	420	30.60	2.90	[Signature]	[Signature]
16-3-23	35	39	10	3	388	426	45	4.20	[Signature]	[Signature]
17-3-23	34	36	8	2	365.20	381	30.90	4.30	[Signature]	[Signature]
18-3-23	35	39	11	7	364.4	432	41.5	10.40	[Signature]	[Signature]
19-3-23	40	40	9	11	380	398	25.80	17.10	[Signature]	[Signature]
20-3-23	36	38	12	4	371	398	46.70	6.20	[Signature]	[Signature]
21-3-23	37	37	10	6	387	389	37.10	9.10	[Signature]	[Signature]
22-3-23	39	39	10	6	396	411	39.20	9	[Signature]	[Signature]
23-3-23	39	42	15	4	397.6	440	51.70	5.80	[Signature]	[Signature]
24-3-23	47	39	11	11	459	382	33.70	16.5	[Signature]	[Signature]
25-3-23	45	44	32	8	461.9	467	70.80	15	[Signature]	[Signature]
26-3-23	47	45	13	15	256	291.20	32.90	20.50	[Signature]	[Signature]
27-3-23	39	39	27	6	428	431	76.11	8.50	[Signature]	[Signature]
28-3-23	43	43	30	10	406	431	76.6	15	[Signature]	[Signature]
29-3-23	38	40	25	8	417	452	67	12	[Signature]	[Signature]
30-3-23	40	40	31	9	420	423	87.80	13.70	[Signature]	[Signature]
31-3-23	38	42	29	4	392	424	73.3	5.50	[Signature]	[Signature]
Total :-					1148.3	12072	1253.23	257		

Remarks: _____



SALES PROMOTERS

JODHPUR

CBWTF Plant, Nagar Nigam Landfill Site,
Jaisalmer Road, Barli Post Office, Jodhpur -342 001
Office : 63765 83508, Mob : 98297 90902/4
E-mail : cbwtf.jodhpur@gmail.com
Website : jodhpurcbwtf.salespromoters.in

AJMER

CBWTF Plant, ADB Waste Site, Sandriya Village,
Jaipur Bye Pass Road, Parbatpura, Ajmer-305001
Office : 98297 90905, Mob : 98297 90903
E-mail : cbwtf.ajmer@gmail.com
Website : ajmercbwtf.salespromoters.in

HEAD OFFICE : HB 67, NRI Bungalows, Koh-E-Fiza, Bhopal, M.P. Phone-0755-3090477, 09826071087

Name of Institution : अखिल भारतीय आयुर्विज्ञान संस्थान

Address : कस्तुरी द्वितीय फ्लोर, जोधपुर

Contact Person : 9858014423, 8003996974


Index No.: 00028

Bed Capacity : 960

Month of : APRIL 2023

DATE	NUMBER OF BAGS				QUANTITY OF WASTE (In Kg.)				SIGNATURES	
	YELLOW	RED	BLUE	WHITE	YELLOW	RED	BLUE	WHITE	S.P. Collection Staff	Institution Staff
01-4-23	40	40	32	8	433	434	75.80	11.60	[Signature]	[Signature]
02-4-23	28	38	4	13	184	272	10.5	19.20	[Signature]	Vinod Rao
03-4-23	38	38	34	10	418	426	83.6	15.40	[Signature]	[Signature]
04-4-23	38	39	31	4	354	378.2	67.30	5.70	[Signature]	[Signature]
05-4-23	38	41	33	9	417	438	64	13.1	[Signature]	[Signature]
06-4-23	42	41	29	8	403.9	425	69.80	10.90	[Signature]	[Signature]
07-4-23	38	39	20	3	353.9	370.3	51.10	4.20	[Signature]	[Signature]
08-4-23	39	42	7	9	287	323.2	21.5	13.5	[Signature]	Vinod Rao
09-4-23	39	39	8	10	315	326	28	15	[Signature]	Vinod Rao
10-4-23	42	41	33	4	421	412	77.2	5.80	[Signature]	[Signature]
11-4-23	40	43	28	9	384.5	416.6	63.80	13.10	[Signature]	[Signature]
12-4-23	39	37	35	6	392	380	80.5	8.20	[Signature]	[Signature]
13-4-23	39	39	25	10	391.5	400	68.6	13.50	[Signature]	[Signature]
14-4-23	37	37	8	7	308	333	26	10.5	[Signature]	Vinod Rao
15-4-23	41	41	24	8	380	388	61	11.60	[Signature]	[Signature]
16-4-23	39	42	8	7	342	364	27	10.5	[Signature]	Vinod Rao
17-4-23	42	42	21	6	387	385	51.30	8.20	[Signature]	[Signature]
18-4-23	38	40	18	6	365	382.7	43.90	8	[Signature]	[Signature]
19-4-23	40	43	21	3	363	389.4	56.1	4.20	[Signature]	[Signature]
20-4-23	41	41	19	9	378	388	48.60	12.60	[Signature]	[Signature]
21-4-23	40	44	16	7	359	396	48.60	9.70	[Signature]	[Signature]
22-4-23	41	41	13	9	341	368	38	12.30	[Signature]	[Signature]
23-4-23	39	35	9	3	275	288	22.10	3.1	[Signature]	[Signature]
24-4-23	42	42	19	5	371	382	53.20	7	[Signature]	[Signature]
25-4-23	41	42	17	9	387	400	47	12	[Signature]	[Signature]
26-4-23	37	41	17	5	339	376	57.10	6.70	[Signature]	[Signature]
27-4-23	39	35	12	7	284.6	327.7	18	20.5	[Signature]	[Signature]
28-4-23	36	38	7	7	202.4	246.3	27	10.5	[Signature]	Vinod Rao
29-4-23	39	41	5	5	322.7	349.5	18	7.5	[Signature]	Vinod Rao
30-4-23	41	43	6	8	281	278.6	19	12	[Signature]	Vinod Rao
31-					10445.5	11038.4	1423.6	316.2		
Total:-										

Remarks:-



SALES PROMOTERS

HEAD OFFICE : HB 67, NRI Bungalows, Koh-E-Fiza, Bhopal, M.P. Phone-0755-3090477, 09828071087

WORKS : CBWTF Plant, Nagar Nigam Landfill Site
 Jaisalmer Road, Barli Post Office, JODHPUR Raj-342 001
 Office : 6378583508, Mob : 9829790902/4
 E-mail : sp_cbwtf_jodh@yahoo.com

WORKS : CBWTF Plant, ADB Waste Site,
 Sandhya Village, Jaipur Bye Pass Road, Parbatpura,
 AJMER, Rajasthan. PHONE: +91-9829790903/5
 E-mail : sp_cbwtf_ajmer@yahoo.com

Name of Institution : _____ Index No.: _____

Address: _____ Period of Work: _____

Contact Person: _____ अधिकृत भारतीय वायुविज्ञान संस्थान


Bed Capacity : _____ ग्रामीण डिपो पैल, जोधपुर

Specialization : _____ 980814475, 8003996874 00070

DATE	NO. NUMBER OF BAGS				QUANTITY OF WASTE				SIGNATURES	
	YELLOW	RED	BLUE	WHITE	YELLOW	RED	BLUE	WHITE	S.P. Collection Staff	Institution Staff
01-5-23	50	50	12	12	438.6	476.7	30.5	18	[Signature]	[Signature]
02-5-23	42	46	7	7	337.10	382	26	10.5	[Signature]	[Signature]
03-5-23	43	43	15	9	421.30	421.20	48.70	13.50	[Signature]	[Signature]
04-5-23	43	44	19	13	434.10	451.20	48	19.50	[Signature]	[Signature]
05-5-23	38	38	15	9	433.5	420	37.6	13.5	[Signature]	[Signature]
06-5-23	44	43	15	13	477.5	470.6	38.4	19.5	[Signature]	[Signature]
07-5-23	40	40	10	9	512.0	521.7	24.7	13.5	[Signature]	[Signature]
08-5-23	39	42	7	7	317	344	28	10.5	[Signature]	[Signature]
09-5-23	46	46	8	8	355	357.5	37	12	[Signature]	[Signature]
10-5-23	55	55	13	17	504.4	506.1	35	45	[Signature]	[Signature]
11-5-23	36	36	7	7	386.7	349.7	23.8	10.5	[Signature]	[Signature]
12-5-23	43	43	12	14	472.5	444.4	34.5	22.5	[Signature]	[Signature]
13-5-23	51	54	18	15	451.8	559.1	51.6	22.5	[Signature]	[Signature]
14-5-23	38	39	12	11	429.10	423.20	36.30	16.50	[Signature]	[Signature]
15-5-23	39	41	7	8	294	315	24	12	[Signature]	[Signature]
16-5-23	41	43	8	8	349	390	40	12	[Signature]	[Signature]
17-5-23	44	42	15	11	468.33	440.5	41.3	16.5	[Signature]	[Signature]
18-5-23	41	42	16	13	404.4	429.3	44	19.5	[Signature]	[Signature]
19-5-23	39	39	11	11	444	438.1	33.2	16.5	[Signature]	[Signature]
20-5-23	43	42	12	17	459.1	449.9	30.8	25.5	[Signature]	[Signature]
21-5-23	40	41	10	15	445	430	25.5	15	[Signature]	[Signature]
22-5-23	40	41	7	7	280	278	24	7.35	[Signature]	[Signature]
23-5-23	38	41	9	12	400.1	434.4	25.4	18	[Signature]	[Signature]
24-5-23	42	42	8	7	267	393	40	10.5	[Signature]	[Signature]
25-5-23	37	41	10	12	394.5	444.7	29.75	18	[Signature]	[Signature]
26-5-23	46	45	12	14	543.6	480.8	33.9	21	[Signature]	[Signature]
27-5-23	49	57	13	17	522.7	588.7	37.6	25.5	[Signature]	[Signature]
28-5-23	44	48	12	10	419	414.60	32.60	15	[Signature]	[Signature]
29-5-23	45	45	11	13	485.6	489	30.70	19.5	[Signature]	[Signature]
30-5-23	35	39	8	8	293	322	32	12	[Signature]	[Signature]
31-5-23	50	50	9	9	416.20	481.90	38.50	13.50	[Signature]	[Signature]
Total					12887.13	13407.3	1066.35	524.85		

Remarks: _____

12887.13



SALES PROMOTERS

JODHPUR

CBWTF Plant, Nagar Nigam Landfill Site,
Jaisalmer Road, Barli Post Office, Jodhpur -342 001
Office : 63765 83508, Mob. : 98297 90902/4
E-mail : cbwtf.jodhpur@gmail.com
Website : jodhpurcbwtf.salespromoters.in

AJMER

CBWTF Plant, ADB Waste Site, Sandriya Village,
Jaipur Bye Pass Road, Parbatpura, Ajmer-305001
Office : 98297 90905, Mob. : 98297 90903
E-mail : cbwtf.ajmer@gmail.com
Website : ajmercbwtf.salespromoters.in

HEAD OFFICE : HB 67, NRI Bungalows, Koh-E-Fiza, Bhopal, M.P. Phone-0755-3090477, 09826071087

Name of Institution : अखिल भारतीय आयुर्विज्ञान संस्थान
Address : रासनी द्वितीय फेरा, जोधपुर
Contact Person : 9868114423, 8003996874 Index No.: 00C28
Bed Capacity : 960 Month of : JUNE-2015

DATE	NUMBER OF BAGS				QUANTITY OF WASTE (In Kg.)				SIGNATURES	
	YELLOW	RED	BLUE	WHITE	YELLOW	RED	BLUE	WHITE	S.P. Collection Staff	Institution Staff
01-6-23	48	49	12	19	508.6	511.8	35.2	23.5		
02-6-23	47	49	12	12	390.3	411.9	39.5	13.5		
03-6-23	48	48	11	13	498.3	486.4	33.9	19.5		
04-6-23	51	51	9	9	395	404	30.5	13.5		
05-6-23	51	51	9	9	395	464	30	13.5		
06-6-23	36	44	6	7	322	426	27	10.5		
07-6-23	46	48	13	15	475.1	470.5	44.5	22.5		
08-6-23	45	44	11	12	472	478.8	33	18		
09-6-23	43	40	12	14	458.9	419.3	38	21		
10-6-23	44	44	11	11	460.5	469.3	31	16.5		
11-6-23	40	39	10	10	320	400	25	15		
12-6-23	39	39	10	12	417.7	425.5	29.5	18		
13-6-23	43	43	12	13	450.1	462.5	34.4	19.5		
14-6-23	40	41	7	8	413.2	429.5	20	12		
15-6-23	36	43	8	7	371	447	25	7.5		
16-6-23	37	38	11	10	393.2	383.2	31.3	15		
17-6-23	42	41	9	9	440.4	436.7	27.3	13.5		
18-6-23	36	35	9	10	375.7	365.1	29	15.5		
19-6-23	36	38	12	10	392.7	391.7	41.4	29.2		
20-6-23	38	38	7	7	353	415	32	10.5		
21-6-23	36	35	8	8	404.2	400.5	30.5	12		
22-6-23	39	40	9	9	423.1	427.4	29	13.500		
23-6-23	39	40	10	12	403.1	404.8	28.500	18		
24-6-23	16	16	4	3	171.6	167.8	12.500	4.500		
25-6-23	40	42	12	8	448	428	23.4	22.0		
26-6-23	39	38	8	8	418	403.2	24.500	12		
27-6-23	28	31	7	7	347	336	30	10.5		
28-6-23	34	34	8	7	381.4	373.5	26	10.5		
29-6-23	38	38	10	9	395.9	410.8	27.6	13.5		
30-6-23	38	35	9	10	386.	417	47	15		
31-										
Total					12079	12467.2	916.5	455.2		

Remarks:-



SALES PROMOTERS

JODHPUR

CBWTF Plant, Nagar Nigam Landfill Site,
Jaisalmer Road, Barli Post Office, Jodhpur -342 001
Office : 63765 83508, Mob. : 98297 90902/4
E-mail : cbwtf.jodhpur@gmail.com
Website : jodhpurcbwtf.salespromoters.in

AJMER

CBWTF Plant, ADB Waste Site, Sandriya Village,
Jaipur Bye Pass Road, Parbatpura, Ajmer-305001
Office : 98297 90905, Mob. : 98297 90903
E-mail : cbwtf.ajmer@gmail.com
Website : ajmercbwtf.salespromoters.in

HEAD OFFICE : HB 67, NRI Bungalows, Koh-E-Fiza, Bhopal, M.P. Phone-0755-3090477, 09826071087

Name of Institution : अखिल भारतीय आयुर्विज्ञान संस्थान

Address : बासनी द्वितीय फेस, जोधपुर

Contact Person : 9868114423, 8003996874 Index No. : 00028

Bed Capacity : 960 Month of : JULY 2023

DATE	NUMBER OF BAGS				QUANTITY OF WASTE (In Kg.)				SIGNATURES	
	YELLOW	RED	BLUE	WHITE	YELLOW	RED	BLUE	WHITE	S.P. Collection Staff	Institution Staff
01-7-23	38	44	8	6	400	447	33.5	9		Vinod Praso
02-7-23	38	35	5	5	347	395	21	7.5		Vinod Praso
03-7-23	33	43	3	6	307	463	21	9		Vinod Praso
04-7-23	40	43	5	7	372	383	25	10.5		Vinod Praso
05-7-23	37	35	10	8	401.7	382.7	27.5	12		Vinod Praso
06-7-23	40	38	7	7	408.2	307.2	27	10.5		Vinod Praso
07-7-23	42	44	5	7	394.2	404	22	10.5		Vinod Praso
08-7-23	40	43	7	8	388	393.4	36	12		Vinod Praso
09-7-23	37	38	5	5	371	370	19	7.5		Vinod Praso
10-7-23	39	40	7	7	368	416	31	10.5		Vinod Praso
11-7-23	40	40	6	6	387	398.5	29	9		Vinod Praso
12-7-23	44	46	6	6	434	434	30	9		Vinod Praso
13-7-23	37	35	11	10	395.4	373	30	15		Vinod Praso
14-7-23	31	32	8	7	273	305	29	7.8		Vinod Praso
15-7-23	42	42	8	8	403	387	32	12		Vinod Praso
16-7-23	27	34	5	4	241	299	20	6		Vinod Praso
17-7-23	40	41	7	7	373	398	36	10		Vinod Praso
18-7-23	49	45	7	9	462	431	33	13.5		Vinod Praso
19-7-23	41	43	8	8	356	397.5	36	12		Vinod Praso
20-7-23	35	33	11	10	367.9	358.7	27.1	1.5		Vinod Praso
21-7-23	42	40	5	7	396	380	21	10.5		Vinod Praso
22-7-23	33	36	7	8	338	364	27	12		Vinod Praso
23-7-23	42	42	8	8	400	389	32	12		Vinod Praso
24-7-23	36	33	6	7	342	308	23	10.5		Vinod Praso
25-7-23	35	33	7	10	378.5	357.1	19.5	15		Vinod Praso
26-7-23	36	41	9	8	340	347	30	12		Vinod Praso
27-7-23	32	33	12	11	348.9	346.1	32	16		Vinod Praso
28-7-23	47	44	8	7	479	440	30	10.5		Vinod Praso
29-7-23	33	26	7	7	327	260	39	10.5		Vinod Praso
30-7-23	28	33	4	7	301	301	13.5	10.5		Vinod Praso
31-7-23	31	29	6	8	324	309	20	12		Vinod Praso
	1165	1184	218	229	11425.8	11573.94		1330.8		



SALES PROMOTERS

JODHPUR

CBWTF Plant, Nagar Nigam Landfill Site,
Jaisalmer Road, Barli Post Office, Jodhpur -342 001
Office : 63765 83508, Mob. : 98297 90902/4
E-mail : cbwtf.jodhpur@gmail.com
Website : jodhpurbwtf.salespromoters.in

AJMER

CBWTF Plant, ADB Waste Site, Sandriya Village,
Jaipur Bye Pass Road, Parbatpura, Ajmer-305001
Office : 98297 80905, Mob. : 98297 90903
E-mail : cbwtf.ajmer@gmail.com
Website : ajmercbwtf.salespromoters.in

HEAD OFFICE : HB 67, NRI Bungalows, Koh-E-Fiza, Bhopal, M.P. Phone-0755-3090477, 09826071087

Name of Institution : अखिल भारतीय आयुर्विज्ञान संस्थान

Address : बासनी द्वितीय फेस, जोधपुर

Contact Person : 9868114423, 8003995874

Index No.: 90028

Bed Capacity : 960

Month of : AUG 2023

DATE	NUMBER OF BAGS				QUANTITY OF WASTE (In Kg.)				SIGNATURES	
	YELLOW	RED	BLUE	WHITE	YELLOW	RED	BLUE	WHITE	S.P. Collection Staff	Institution Staff
01-8-23	45	47	6	8	465	485	26	12		
02-8-23	38	31	6	8	360	299	22	12		Vinod Puro
03-8-23	42	40	7	9	380	320	24	19		Vinod Puro
04-8-23	38	32	8	10	290	310	19	10		Vinod Puro
05-8-23	36	30	7	8	315	280	17	8		Vinod Puro
06-8-23	40	32	10	7	400	310	20	10		Vinod Puro
07-8-23	30	30	8	6	293	340	15	7		Vinod Puro
08-8-23	32	28	7	7	301	295	11	8		Vinod Puro
09-8-23	30	29	10	8	401	380	10	12		Vinod Puro
10-8-23	47	42	6	9	395	365	16	14		Vinod Puro
11-8-23	51	47	11	8	372	318	18	12		Vinod Puro
12-8-23	40	39	9	9	319	299.4	23	13		Vinod Puro
13-8-23	44	37	10	7	354	380.5	28	10		Vinod Puro
14-8-23	43	40	13	9	387	340	19	13		Vinod Puro
15-8-23	38	40	7	6	367	388	29	9		Vinod Puro
16-8-23	43	45	8	9	419	458	33	13.5		Vinod Puro
17-8-23	30	28	10	11	310	298	15	10		Vinod Puro
18-8-23	32	30	11	9	380	270	18	11		Vinod Puro
19-8-23	40	38	15	10	400	300	25	15		Vinod Puro
20-8-23	20	25	10	7	290	350	15	10		Vinod Puro
21-8-23	30	33	10	9	360	410	18	12		Vinod Puro
22-8-23	46	47	6	8	450.5	461.3	28	12		Vinod Puro
23-8-23	41	41	6	6	392.4	379.14	23	6.3		Vinod Puro
24-8-23	36	36	12	9	369.14	369	29.5	9.3		Vinod Puro
25-8-23	41	41	9	9	356	366	35	9.4		Vinod Puro
26-8-23	39	41	8	9	341	362	31	9.5		Vinod Puro
27-8-23	41	38	4	4	388	379	20	6		Vinod Puro
28-8-23	39	35	6	7	384	330	21	10.5		Vinod Puro
29-8-23	49	50	10	10	427.7	446	40	10		Vinod Puro
30-8-23	39	40	10	9	349.1	341.4	40	13.5		Vinod Puro
31-8-23	42	39	7	7	375	377	29	10.5		Vinod Puro
					11390.4	11006.72	717.5	337.5		Vinod Puro

Remarks: _____



SALES PROMOTERS

JODHPUR

CBWTF Plant, Nagar Nigam Landfill Site,
Jaisalmer Road, Barli Post Office, Jodhpur -342 001
Office : 63765 83508, Mob. : 98297 90902/4
E-mail : cbwtf.jodhpur@gmail.com
Website : jodhpurcbwtf.salespromoters.in

AJMER

CBWTF Plant, ADB Waste Site, Sandriya Village,
Jaipur Bye Pass Road, Parbatpura, Ajmer-305001
Office : 98297 90905, Mob. : 98297 90903
E-mail : cbwtf.ajmer@gmail.com
Website : ajmercbwtf.salespromoters.in

HEAD OFFICE : HB 67, NRI Bungalows, Koh-E-Fiza, Bhopal, M.P. Phone-0755-3090477, 09826071087

Name of Institution : मखिल भारतीय आयुर्विज्ञान संस्थान

Address : बासनी द्वितीय फेस, जोधपुर

Contact Person : 9868114423, 8003996874

Index No. : 00028

Bed Capacity : 960

Month of : SEPTEMBER 2023

DATE	NUMBER OF BAGS				QUANTITY OF WASTE (In Kg.)				SIGNATURES	
	YELLOW	RED	BLUE	WHITE	YELLOW	RED	BLUE	WHITE	S.P. Collection Staff	Institution Staff
01-9-23	43	38	18	10	443.9	388.4	48.20	15.70	[Signature]	[Signature]
02-9-23	38	39	17	3	363	367	36.70	3.1	[Signature]	[Signature]
03-9-23	36	43	7	7	304.8	382.6	28	10.5	[Signature]	[Signature]
04-9-23	38	38	9	9	322	359	38	13.5	[Signature]	[Signature]
05-9-23	34	36	13	9	334.5	330	27.6	9.3	[Signature]	[Signature]
06-9-23	37	37	18	7	375	360	41.12	10	[Signature]	[Signature]
07-9-23	36	38	15	10	348	358	32.6	10.40	[Signature]	[Signature]
08-9-23	38	39	7	6	382.68	365	18.10	7.155	[Signature]	[Signature]
09-9-23	39	39	12	11	335	346	26.60	11.46	[Signature]	[Signature]
10-9-23	48	48	10	10	410	417	40	15	[Signature]	[Signature]
11-9-23	37	38	16	14	358	355	47.6	14.40	[Signature]	[Signature]
12-9-23	38	38	20	10	389.5	359	42.7	9.2	[Signature]	[Signature]
13-9-23	36	39	13	10	356	352	33.5	10.4	[Signature]	[Signature]
14-9-23	40	42	18	12	386	396.1	36.9	15.2	[Signature]	[Signature]
15-9-23	38	39	17	11	399	393	44.5	11.29	[Signature]	[Signature]
16-9-23	39	41	14	10	394	402	33.4	11.3	[Signature]	[Signature]
17-9-23	34	34	5	7	271	327	20	10.5	[Signature]	[Signature]
18-9-23	40	40	18	8	402	386	44.8	8.2	[Signature]	[Signature]
19-9-23	41	41	18	10	396	388	39.6	10.3	[Signature]	[Signature]
20-9-23	39	40	12	9	381	391	31.3	9.3	[Signature]	[Signature]
21-9-23	44	42	15	9	422	403	38.4	9	[Signature]	[Signature]
22-9-23	41	41	15	11	395	393	39.4	13.3	[Signature]	[Signature]
23-9-23	37	39	14	6	362	365	40.4	9.50	[Signature]	[Signature]
24-9-23	40	40	8	7	399	391	29	10.5	[Signature]	[Signature]
25-9-23	37	37	6	6	364.7	362.2	15.5	14.2	[Signature]	[Signature]
26-9-23	41	43	16	6	417	415	38.7	6.1	[Signature]	[Signature]
27-9-23	41	40	13	11	393	362	33.6	11.3	[Signature]	[Signature]
28-9-23	42	44	17	6	396	418	41.5	6.1	[Signature]	[Signature]
29-9-23	44	42	14	8	420	397	34.6	8.3	[Signature]	[Signature]
30-9-23	38	41	5	5	331.5	397.9	21	7.5	[Signature]	[Signature]
31-										
Total					11326.2	11231.58	1042.87	312		

Remarks:-



SALES PROMOTERS

JODHPUR

CBWTF Plant, Nagar Nigam Landfill Site,
Jaisalmer Road, Barli Post Office, Jodhpur -342 001
Office : 63765 83508, Mob. : 98297 90902/4
E-mail : cbwtf.jodhpur@gmail.com
Website : jodhpurcbwtf.salespromoters.in

AJMER

CBWTF Plant, ADB Waste Site, Sandriya Village,
Jaipur Bye Pass Road, Parbatpura, Ajmer-305001
Office : 98297 90905, Mob. : 98297 90903
E-mail : cbwtf.ajmer@gmail.com
Website : ajmercbwtf.salespromoters.in

HEAD OFFICE : HB 67, NRI Bungalows, Koh-E-Fiza, Bhopal, M.P. Phone-0755-3090477, 09826071087

Name of Institution : अखिल भारतीय आयुर्विज्ञान संस्थान

Address : बासनी द्वितीय फेस, जोधपुर

Contact Person : 9868114423, 8003996874

Index No.: 00028

Bed Capacity : 960

Month of : OCTOBER 2023

DATE	NUMBER OF BAGS				QUANTITY OF WASTE (In Kg.)				SIGNATURES	
	YELLOW	RED	BLUE	WHITE	YELLOW	RED	BLUE	WHITE	S.P. Collection Staff	Institution Staff
01-10-23	37	39	11	7	362	365	28.3	7.2		(P) J
02-10-23	44	45	7	8	458	487	35	12		Vinod Prao
03-10-23	37	39	16	5	381	388	39.7	51		(P) J
04-10-23	48	50	20	10	454.1	465.5	51.7	10.3		(P) J
05-10-23	42	43	16	9	412	414	41.6	9.2		(P) J
06-10-23	42	42	14	8	430	416	35.7	8.2		(P) J
07-10-23	39	39	13	9	402	379	38.7	9.3		(P) J
08-10-23	35	37	13	5	309	320	32.5	5.1		(P) J
09-10-23	41	43	15	9	399	390	31.9	9.3		(P) J
10-10-23	42	43	19	4	396	396	48.8	4.1		(P) J
11-10-23	44	42	16	8	420	394	46.6	8.2		(P) J
12-10-23	38	38	17	5	366	361	40	5.1		(P) J
13-10-23	42	42	17	6	424	401	42.8	6.2		(P) J
14-10-23	35	37	18	6	357	358	48.7	6.19		(P) J
15-10-23	29	30	8	8	299	257	24	10		(P) J
16-10-23	41	41	9	9	377	362	41	13.5		Vinod Prao
17-10-23	41	44	13	8	410	440	38.6	17.3		(P) J
18-10-23	38	41	15	6	369	389	42.7	6.1		(P) J
19-10-23	45	43	15	11	440	411	43.8	11.3		(P) J
20-10-23	45	44	13	9	436	409	41.5	12.2		(P) J
21-10-23	44	46	13	7	420	434	40.5	7.2		(P) J
22-10-23	41	43	8	7	368	403.5	32	10.5		Vinod Prao
23-10-23	45	45	11	7	439	439	34.3	7.2		(P) J
24-10-23	41	42	11	5	401	394	29.5	5.1		(P) J
25-10-23	45	45	9	10	336.25	416.9	31.400	11.500		(P) J
26-10-23	43	45	14	6	401	411	41.9	6.2		(P) J
27-10-23	47	44	11	8	434	418	28.5	8.2		(P) J
28-10-23	42	45	8	5	413	417	24.2	5.1		(P) J
29-10-23	28	35	5	7	302	353	22	10.5		Vinod Prao
30-10-23	44	48	10	9	419	432	28.4	10.3		(P) J
31-10-23	46	44	12	6	409.1	394	30.5	6.1		(P) J
Total					12313.45	12314.9	1136.8	263.79		(P) J

Remarks:-



SALES PROMOTERS

JODHPUR

CBWTF Plant, Nagar Nigam Landfill Site,
Jaisalmer Road, Barli Post Office, Jodhpur -342 001
Office : 63765 83508, Mob. : 98297 90902/4
E-mail : cbwtf.jodhpur@gmail.com
Website : jodhpurcbwtf.salespromoters.in

AJMER

CBWTF Plant, ADB Waste Site, Sandriya Village,
Jaipur Bye Pass Road, Parbatpura, Ajmer-305001
Office : 98297 90905, Mob. : 98297 90903
E-mail : cbwtf.ajmer@gmail.com
Website : ajmercbwtf.salespromoters.in

HEAD OFFICE : HB 67, NRI Bungalows, Koh-E-Fiza, Bhopal, M.P. Phone-0755-3090477, 09826071087

Name of Institution : अखिल भारतीय आयुर्विज्ञान संस्थान

Address : बासनी द्वितीय फेस, जोधपुर

Contact Person : 9868114423, 8003996874

Index No. : 00028

Bed Capacity : 960

Month of : NOVEMBER 2023

DATE	NUMBER OF BAGS				QUANTITY OF WASTE (In Kg.)				SIGNATURES	
	YELLOW	RED	BLUE	WHITE	YELLOW	RED	BLUE	WHITE	S.P. Collection Staff	Institution Staff
01-11-23	40	40	10	10	375.1	379.1	15	25	[Signature]	[Signature]
02-11-23	38	36	7	7	374.4	343.8	17.9	16.5	[Signature]	[Signature]
03-11-23	40	41	19	12	370.1	386.4	48.7	18.1	[Signature]	[Signature]
04-11-23	43	45	9	7	419.6	399.3	23	10.5	[Signature]	[Signature]
05-11-23	42	41	8	8	380.8	371.5	22.7	12	[Signature]	[Signature]
06-11-23	48	49	10	12	409.7	453.1	25	18	[Signature]	[Signature]
07-11-23	42	46	16	6	426.1	428	45.7	6.2	[Signature]	[Signature]
08-11-23	44	41	13	6	411.5	373	41.5	7.5	[Signature]	[Signature]
09-11-23	43	39	13	8	366.3	335	50	10.09	[Signature]	[Signature]
10-11-23	43	41	9	7	369	361	22.5	10	[Signature]	[Signature]
11-11-23	40	38	6	6	334.9	325.4	14.05	9	[Signature]	[Signature]
12-11-23	22	25	3	4	200	170	9	7.5	[Signature]	[Signature]
13-11-23	25	25	9	7	258.2	255.9	22.5	10.5	[Signature]	[Signature]
14-11-23	45	44	11	6	407.250	407	29.2	6.1	[Signature]	[Signature]
15-11-23	39	41	10	10	346.7	362.4	26	14.5	[Signature]	[Signature]
16-11-23	45	41	6	10	386.8	339.1	18	14.5	[Signature]	[Signature]
17-11-23	44	44	7	9	372.3	380.7	17.5	12	[Signature]	[Signature]
18-11-23	44	45	7	9	380	365.2	19	13.5	[Signature]	[Signature]
19-11-23	37	38	6	9	651.4	561.5	15	10.5	[Signature]	[Signature]
20-11-23	41	49	7	10	345.00	426.6	17.55	15	[Signature]	[Signature]
21-11-23	40	43	11	7	384.4	406.4	29.5	9.5	[Signature]	[Signature]
22-11-23	43	43	8	6	362.9	364.3	22.5	9	[Signature]	[Signature]
23-11-23	39	40	10	10	381	375	30.9	14.9	[Signature]	[Signature]
24-11-23	48	48	11	11	368.4	402	34.9	16.5	[Signature]	[Signature]
25-11-23	40	40	10	10	387	386	33.7	15	[Signature]	[Signature]
26-11-23	39	36	7	8	309.4	279.6	24.4	12	[Signature]	[Signature]
27-11-23	37	37	7	9	304.1	311.8	18.5	13.5	[Signature]	[Signature]
28-11-23	43	41	8	8	347.6	326.9	20	12	[Signature]	[Signature]
29-11-23	42	42	8	8	366.6	352.7	22.18	12	[Signature]	[Signature]
30-11-23	41	41	9	9	360.6	357.7	22	13.5	[Signature]	[Signature]
31-										
Total					11161.15	10992.4	754.65	369		

Remarks:-



SALES PROMOTERS

JODHPUR

CBWTF Plant, Nagar Nigam Landfill Site
 Jaisalmer Road, Barli Post Office, Jodhpur - 342 001
 Office : 63765 83508, Mob : 98297 90902/4
 E-mail : cbwtf.jodhpur@gmail.com
 Website : jodhpurcbwtf.salespromoters.in

AJMER

CBWTF Plant, ADB Waste Site, Sandhya Village,
 Jaipur Bye Pass Road, Parbatpura, Ajmer-305001
 Office : 98297 90905 Mob : 98297 90903
 E-mail : cbwtf.ajmer@gmail.com
 Website : ajmercbwtf.salespromoters.in

HEAD OFFICE : HB-67, NRI Bungalows, Koh-E-Fiza, Bhopal, M.P. Phone-0755-3090477, 09826071087

Name of Institution :

अखिला भारतीय आयुर्विज्ञान संस्थान

Address :

वास्ती द्वितीय फेज, जोधपुर

Contact Person :

9868114423, 8003996874

Index No. :

00028

Bed Capacity :

960

Month of :

DECEMBER 2023


DATE	NUMBER OF BAGS				QUANTITY OF WASTE (In Kg)				SIGNATURES	
	YELLOW	RED	BLUE	WHITE	YELLOW	RED	BLUE	WHITE	S/P Collection Staff	Institution Staff
01-12-23	38	38	9	8	318.2	313.9	25	12	[Signature]	Ajay
02-12-23	32	32	8	8	270.6	266.7	18	12	[Signature]	Ajay
03-12-23	35	32	8	8	260.8	261.1	19.5	12	[Signature]	Ajay
04-12-23	33	34	6	6	254	270.6	17	6.7	[Signature]	Ajay
05-12-23	43	42	15	5	437.5	408	42.8	5.2	[Signature]	Ajay
06-12-23	37	38	19	5	363	375	52.9	6.5	[Signature]	Ajay
07-12-23	45	44	17	6	431	420	48.5	9	[Signature]	Ajay
08-12-23	38	39	15	7	372.9	373	45.8	10.2	[Signature]	Ajay
09-12-23	38	39	15	7	354	350	55.4	9.4	[Signature]	Ajay
10-12-23	35	39	11	4	345	351	34.4	9.17	[Signature]	Ajay
11-12-23	44	44	10	10	380	384.1	22.5	15	[Signature]	Ajay
12-12-23	43	44	7	7	376.3	375.9	15.5	10.5	[Signature]	Ajay
13-12-23	41	41	9	9	336.2	348.6	18.5	13.5	[Signature]	Ajay
14-12-23	45	46	7	8	372.8	364.2	16	12	[Signature]	Ajay
15-12-23	45	45	7	9	371.5	360.2	15.5	13.5	[Signature]	Ajay
16-12-23	46	46	7	8	375.3	374.1	17.5	12	[Signature]	Ajay
17-12-23	41	43	9	9	344.5	351.5	17	13.5	[Signature]	Ajay
18-12-23	40	41	8	10	337.2	343	23	15	[Signature]	Ajay
19-12-23	49	40	8	9	366.2	331	19.5	13.5	[Signature]	Ajay
20-12-23	42	42	7	9	339.2	339.2	20	13.5	[Signature]	Ajay
21-12-23	41	40	6	7	322.3	334.6	16	10.5	[Signature]	Ajay
22-12-23	45	46	7	9	359.3	353.2	19	13.5	[Signature]	Ajay
23-12-23	41	34	7	4	345.8	302.7	16.5	11.5	[Signature]	Ajay
24-12-23	36	36	6	6	301.4	301.5	13	9	[Signature]	Ajay
25-12-23	31	32	5	5	253.3	274.1	13.3	7.5	[Signature]	Ajay
26-12-23	32	31	8	9	268.1	258	13.5	13.5	[Signature]	Ajay
27-12-23	38	38	8	9	388.7	371.9	21	13.5	[Signature]	Ajay
28-12-23	45	45	8	8	376.2	368.4	20.5	12	[Signature]	Ajay
29-12-23	39	41	11	11	347.3	365.3	48.9	16.5	[Signature]	Ajay
30-12-23	42	43	10	10	416.4	418.6	25	15	[Signature]	Ajay
31-12-23	40	42	8	8	368.7	360.4	20.5	12	[Signature]	Ajay
Total					10632.1	10694.4	786.5	353.67		

Remarks :

DETAILS OF GENERAL WASTE AT AIIMS, JODHPUR

Month of January 2023

Date	Weight in kgs.	
	DRY WASTE	WET WASTE
1	-	-
2	1800	2840
3	2330	4000
4	1250	1270
5	1030	1320
6	930	1620
7	950	1300
8	-	-
9	1330	1570
10	1370	1730
11	1380	1940
12	1220	1360
13	1130	1640
14	1300	2100
15	670	1830
16	880	1340
17	970	1410
18	960	1010
19	1030	1570
20	940	1240
21	1320	1720
22	-	-
23	1500	1960
24	2880	4790
25	-	-
26	-	-
27	1680	1940
28	1240	2170
29	750	1280
30	1020	1270
31	770	1410
Total	32630 kgs	47630 kgs
G.TOTAL	80260 kgs	



Laxman Ram

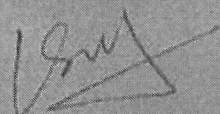
Record clerk

Aiims Jodhpur

DETAILS OF GENERAL WASTE AT AIIMS, JODHPUR

Month of February ...2023

Date	Weight in kgs.	
	DRY WASTE	WET WASTE
1	1510	1630
2	1000	1410
3	920	1640
4	1340	1390
5	—	—
6	990	2270
7	1410	1480
8	1650	—
9	950	2230
10	1420	1040
11	1110	1790
12	1140	1520
13	960	1630
14	800	1840
15	1290	1310
16	860	1420
17	—	—
18	1850	2330
19	1050	2110
20	—	1480
21	1240	2150
22	2370	2820
23	—	—
24	—	4760
25	2090	2000
26	1170	1690
27	1330	1610
28	1290	1470
Total	29740 kgs	45020 kgs
G.TOTAL	74760 kgs	



Laxman Ram


Record clerk

Aiims Jodhpur

DETAILS OF GENERAL WASTE AT AIIMS, JODHPUR

Month of March ...2023

Date	Weight in kgs.	
	DRY WASTE	WET WASTE
1	1380	1740
2	1630	1680
3	1750	1870
4	1220	1730
5	1310	1660
6	1130	2460
7	—	—
8	—	—
9	1340	1430
10	3470	4430
11	1450	1800
12	1440	1960
13	1470	1720
14	1500	2270
15	2170	2990
16	1070	1280
17	1100	1700
18	1220	1310
19	—	—
20	2190	2320
21	1990	2740
22	1030	1370
23	1490	2560
24	1040	1270
25	1010	1700
26	—	—
27	2130	2240
28	2070	2350
29	—	—
30	1550	1930
31	1470	1660
Total	40620 kgs	52170 Kgs
G.TOTAL		92790 Kgs



Laxman Ram


Record clerk

Aiims Jodhpur

DETAILS OF GENERAL WASTE AT AIIMS, JODHPUR

Month of April ...2023

Date	Weight in kgs.	
	DRY WASTE	WET WASTE
1	1400	1700
2	1040	2320
3	—	—
4	1050	1490
5	1660	1860
6	2010	2240
7	1070	1720
8	710	2020
9	—	—
10	1060	2390
11	1870	1990
12	—	—
13	1560	1840
14	—	—
15	1740	2940
16	2020	2390
17	1090	1310
18	1570	1610
19	1100	1640
20	1600	1740
21	—	—
22	2750	2790
23	1560	1630
24	—	—
25	—	—
26	1660	2290
27	1890	2430
28	1930	2210
29	1220	1950
30	1260	2970
Total	34820 Kgs	47470 Kgs
G.TOTAL	82290 Kgs	



Laxman Ram

Record clerk

Aiims Jodhpur

DETAILS OF GENERAL WASTE AT AIIMS, JODHPUR

Month of May 2023

Date	Weight in kgs.	
	DRY WASTE	WET WASTE
1	—	—
2	—	—
3	1860	2280
4	1200	2470
5	1430	1950
6	1650	1890
7	1150	2150
8	690	1350
9	1000	2470
10	—	—
11	1360	1790
12	1410	2200
13	2130	2410
14	310	1790
15	2030	2140
16	—	—
17	1730	2340
18	2220	2450
19	—	—
20	—	—
21	1190	2870
22	1330	1420
23	1140	1690
24	1090	1610
25	1220	1290
26	1750	1920
27	1400	1960
28	1500	2820
29	1710	2830
30	1140	1690
31	—	—
Total	33640 Kgs	49780 Kgs
G.TOTAL	83420 Kgs	



Laxman Ram

Record clerk

AIIMS Jodhpur


DETAILS OF GENERAL WASTE AT AIIMS, JODHPUR FOR THE Month Of
June.....2023

Date	Weight(In KG)	
	DRY WASTE	WET WASTE
1	2000	2670
2	1310	1730
3	710	1930
4	860	2210
5	990	1410
6	950	1760
7	630	1420
8		
9	1370	1940
10	1060	1640
11	1170	1390
12	1890	2110
13	1080	2030
14	990	1960
15	1230	1780
16		
17	2250	2390
18		
19	1060	2470
20	1040	2830
21	2120	3040
22	1160	1830
23	1340	2000
24	1660	1680
25		
26	1820	3050
27	1830	2500
28	1380	2600
29	1230	1380
30	1720	2180
31		
Total	33790 KG	53930 KG
G.TOTAL	87720 KG	

Laxman Ram
 Record clerk
 Aioms Jodhpur

DETAILS OF THE GENERAL WASTE AT AIIMS JODHPUR FOR THE MONTH OF
JULY 2023

WEIGHT IN KG		
Date	Dry waste	Wet Waste
1	1330	1420
2	-	-
3	1550	2180
4	2080	2190
5	1320	2230
6	1470	1550
7	1700	2610
8	-	-
9	-	-
10	1060	1830
11	1080	2850
12	1320	3430
13	1740	1890
14	1270	1320
15	1570	1910
16	1460	1840
17	560	1480
18	1020	2320
19	1040	1740
20	-	-
21	1540	2180
22	1420	1750
23	1720	2230
24	-	-
25	1920	2110
26	1700	2600
27	1980	2090
28	1230	1570
29	1480	2150
30	-	-
31	2090	2640
	36650	50970
	87620	



LAXMAN RAM

RECORD CLERK AIIMS JODHPUR

DETAILS OF GENERAL WASTE AT AIIMS, JODHPUR FOR THE MONTH OF

Aug.....2023


Date	Weight(in KG)	
	DRY WASTE	WET WASTE
1	1230	1770
2	1050	1640
3	1460	1960
4	1060	2210
5	1420	1550
6	-	-
7	1390	1680
8	1050	3020
9	2710	2790
10	1290	1650
11	1420	1660
12	1500	1640
13	-	-
14	1140	1670
15	-	-
16	1900	2770
17	2150	2190
18	-	-
19	1710	2100
20	-	-
21	2310	2790
22	1950	2110
23	1300	1440
24	1470	2970
25	1420	1910
26	1130	1940
27	1330	1470
28	1110	1360
29	1340	1980
30	-	-
31	1630	2900
Total	37670	51170
G.TOTAL	88840 KS	

[Signature]
 Lakman Ram
 Record clerk
 AIIMS Jodhpur

DETAILS OF GENERAL WASTE AT AIIMS, JODHPUR

Month of SEP. 2023

Date	Weight in kgs.	
	DRY WASTE	WET WASTE
1	370	1480
2	1740	1760
3	—	—
4	1370	1930
5	1560	1690
6	3300	1460
7	1160	1220
8	1440	2100
9	1400	2030
10	1700	2030
11	—	—
12	1720	2500
13	1490	2320
14	1830	1830
15	2070	2220
16	1530	1920
17	2140	2360
18	—	—
19	—	—
20	1400	2370
21	2360	3830
22	1630	2420
23	—	—
24	2150	2270
25	2130	2160
26	920	2010
27	1130	1600
28	—	—
29	2740	3140
30	1130	4060
31	—	—
Total	38410 KG	52710 KG
G. TOTAL	91120 KGS.	



Lakshman Ram

Record clerk

AIIMS Jodhpur

GENERAL WASTE AT AIIMS, JODHPUR FOR THE MONTH
Ofoctober.....2023


Date	Weight(In KG)	
	DRY WASTE	WET WASTE
1	-	-
2	670	1530
3	1920	2120
4	1410	1770
5	1450	1560
6	1140	2100
7	-	-
8	-	-
9	1500	2100
10	1300	2070
11	1590	1990
12	1710	2520
13	-	-
14	1370	1900
15	-	-
16	1240	2060
17	1230	1330
18	1640	2160
19	1450	-
20	-	1680
21	1400	2280
22	-	-
23	1560	2260
24	-	-
25	-	-
26	1550	2210
27	1430	2010
28	1660	2830
29	-	-
30	1500	2860
31	1250	1430
Total	27220 kgs	42770 kgs
G.TOTAL	69990 kgs.	


Laxman Ram
Record clerk
Aiiims Jodhpur

Received
By
6/11/23

DETAILS OF GENERAL WASTE AT AIIMS, JODHPUR FOR THE Month Of
 NOV 2023

Date	Weight(In KG)	
	DRY WASTE	WET WASTE
1	1090	1890
2	2760	2430
3	1200	1950
4	1550	1730
5	—	—
6	1250	1850
7	2630	2720
8	—	—
9	1300	1470
10	1320	2340
11	980	1620
12	—	—
13	—	—
14	—	—
15	1550	2120
16	1380	1670
17	3220	—
18	—	3470
19	—	—
20	—	2370
21	1840	1910
22	1190	1330
23	1310	2250
24	1360	1550
25	—	—
26	—	—
27	1460	1630
28	1500	1790
29	2120	2410
30	1630	1790
31	—	—
Total	32140	42290
G.TOTAL	74430 KG	


 Laxman Ram
 Record clerk
 Aiims Jodhpur

PARTH SARTHI ENVIRO ENGINEERS

Regd. Office: 1409 -A/13, 3rd Floor, Govindpuri Kalkaji New Delhi -110019

Mobile : 9899955101, 9718430872, 0129-4063411

E-mail : psecparth@gmail.com, Website : www.psarthi.com

Sludge Discharge Report of 2023

Sr. No.	Month	Sludge Discharge in Per Month (STP Plant)
1.	January	40 - 43 KG
2.	February	90 - 95 KG
3.	March	95 - 98 KG
4.	April	85 - 90 KG
5.	May	95 - 98 KG
6.	June	115 - 120 KG
7.	July	115 - 120 KGs
8.	August	135 - 140 KGs
9.	September	110 - 120 KGs
10.	October	120 - 125
11.	November	125 - 130
12.	December	130 - 135



Liquid waste water treatment record at ETP AIIIMS Jodhpur.

JANUARY - 2023

DATE	WATER DISCHARGE READING	Total Discharge m ³ /day	Remark
31/12/22	11843 - 12308	465	
1/1/23	12308 - 12771	463	
2/1/23	12771 - 13243	472	
3/1/23	13243 - 13735	492	
4/1/23	13735 - 14228	493	
5/1/23	14228 - 14731	503	
6/1/23	14731 - 15238	507	
7/1/23	15238 - 15733	501	
8/1/23	15733 - 16244	505	
9/1/23	16244 - 16747	503	
10/1/23	16747 - 17256	509	
11/1/23	17256 - 17760	504	
12/1/23	17760 - 18268	508	
13/1/23	18268 - 18771	503	
14/1/23	18771 - 19282	511	
15/1/23	19282 - 19790	508	
16/1/23	19790 - 20294	501	
17/1/23	20294 - 20797	506	
18/1/23	20797 - 21310	513	
19/1/23	21310 - 21818	508	
20/1/23	21818 - 22329	511	
21/1/23	22329 - 22833	504	
22/1/23	22833 - 23343	503	
23/1/23	23343 - 23852	503	
24/1/23	23852 - 24355	493	
25/1/23	24355 - 24854	505	
26/1/23	24854 - 25359	503	
27/1/23	25359 - 25872	503	
28/1/23	25872 - 26375	501	
29/1/23	26375 - 26886	514	
30/1/23	26886 - 27400		

Total discharge - 15551 m³/month
 Total sludge discharge - 40-43 kg/month



MARCH - 2023

Remark	Date	Water Discharge Reading	Total discharge m ³ /d	Remark
	01/03/2023	39298 - 39243	445 m ³ /d	
	02/03	39743 - 40168	425 m ³ /d	
	03/03	40168 - 40598	430 m ³ /d	
	04/03	40598 - 41035	437 m ³ /d	
	05/03	41035 - 41477	442 m ³ /d	
	06/03	41477 - 41906	429 m ³ /d	
	07/03	41906 - 42337	431 m ³ /d	
	08/03	42337 - 42776	439 m ³ /d	
	09/03	42776 - 43220	444 m ³ /d	
	10/03	43220 - 43654	434 m ³ /d	
	11/03	43654 - 44093	439 m ³ /d	
	12/03	44093 - 44515	422 m ³ /d	
	13/03	44515 - 44944	429 m ³ /d	
	14/03	44944 - 45374	430 m ³ /d	
	15/03	45374 - 45799	425 m ³ /d	
	16/03	45799 - 46235	436 m ³ /d	
	17/03	46235 - 46666	431 m ³ /d	
	18/03	46666 - 47086	420 m ³ /d	
	19/03	47086 - 47515	429 m ³ /d	
	20/03	47515 - 47936	421 m ³ /d	
	21/03	47936 - 48359	423 m ³ /d	
	22/03	48359 - 48787	428 m ³ /d	
	23/03	48787 - 49220	433 m ³ /d	
	24/03	49220 - 49645	425 m ³ /d	
	25/03	49645 - 50076	431 m ³ /d	
	26/03	50076 - 50506	430 m ³ /d	
	27/03	50506 - 50928	422 m ³ /d	
	28/03	50928 - 51360	432 m ³ /d	
	29/03	51360 - 51788	428 m ³ /d	
	30/03	51788 - 52220	432 m ³ /d	
	31/03	52220 - 52641	421 m ³ /d	

Total discharge in month :- 13343 m³/month

Total sludge discharge :- 95-98 kg/month

(21 cm x 29.7 cm)

Manufactured Using Environmentally Sustainable Practices

JK Copier with Colored Ink performs

April - 2023

Date	Water Discharge	Total Discharge (m ³)	Remarks
01/04/23	52601 - 53072	431	
02/04/23	53072 - 53497	425	
03/04/23	53497 - 53912	415	
04/04/23	53912 - 54329	417	
05/04/23	54329 - 54739	410	
06/04/23	54739 - 55147	408	
07/04/23	55147 - 55556	409	
08/04/23	55556 - 55961	405	
09/04/23	55961 - 56361	400	
10/04/23	56361 - 56756	395	
11/04/23	56756 - 57145	389	
12/04/23	57145 - 57535	390	
13/04/23	57535 - 57919	384	
14/04/23	57919 - 58299	380	
15/04/23	58299 - 58675	376	
16/04/23	58675 - 59035	360	
17/04/23	59035 - 59400	365	
18/04/23	59400 - 59740	340	
19/04/23	59740 - 60079	334	
20/04/23	60079 - 60399	325	
21/04/23	60399 - 60713	314	
22/04/23	60713 - 61022	309	
23/04/23	61022 - 61312	290	
24/04/23	61312 - 61600	288	
25/04/23	61600 - 61881	281	
26/04/23	61881 - 62158	277	
27/04/23	62158 - 62431	273	
28/04/23	62431 - 62699	268	
29/04/23	62699 - 62964	265	
30/04/23	62964 - 63219	255	
	63219	255	

Total monthly water Discharge = 10578 m³/month.
 Total sludge Discharge = 85-90 kg.

MAY-2023

Date	Water Discharge	Total Discharge per day (m ³)	Remark
01/05/23	63219 - 63472	253	
02/05/23	63472 - 63723	251	
03/05/23	63723 - 63975	252	
04/05/23	63975 - 64232	257	
05/05/23	64232 - 64232	0	
06/05/23	64232 - 64232	0	
07/05/23	0 - 310	310	
08/05/23	310 + 344 651	341	
09/05/23	651 - 1021	370	
10/05/23	1021 - 1426	405	
11/05/23	1426 - 1836	410	
12/05/23	1836 - 2249	413	
13/05/23	2249 - 2672	423	
14/05/23	2672 - 3110	438	
15/05/23	3110 - 3553	443	
16/05/23	3553 - 4000	447	
17/05/23	4000 - 4437	437	
18/05/23	4437 - 4879	442	
19/05/23	4879 - 5315	436	
20/05/23	5315 - 5762	447	
21/05/23	5762 - 6195	433	
22/05/23	6195 - 6623	428	
23/05/23	6623 - 7071	448	
24/05/23	7071 - 7510	439	
25/05/23	7510 - 7951	441	
26/05/23	7951 - 8400	449	
27/05/23	8400 - 8853	453	
28/05/23	8853 - 9298	445	
29/05/23	9298 - 9737	439	
30/05/23	9737 - 10188	451	
31/05/23	10188 - 10637	449	

Total Discharge in month - 11650 m³/month

Total Sludge Discharge - 95-38 kg/month

(21 cm x 29.7 cm)

Manufactured Using Environmentally Sustainable Practices

JK Cooper with Colortrak's outperforms

June - 2023

Date	Water Discharge reading.	Total production per day (m ³)	Remarks.
01/06/23	10637 - 11068	431	
02/06/23	11068 - 11488	420	
03/06/23	11488 - 11899	411	
04/06/23	11899 - 12316	417	
05/06/23	12316 - 12756	440	
06/06/23	12756 - 13190	434	
07/06/23	13190 - 13626	436	
08/06/23	13626 - 14076	450	
09/06/23	14076 - 14529	453	
10/06/23	14529 - 14967	438	
11/06/23	0 - 416	416	
12/06/23	416 - 861	445	
13/06/23	861 - 1287	426	
14/06/23	1287 - 1730	443	
15/06/23	1730 - 2159	429	
16/06/23	2159 - 2579	420	
17/06/23	2579 - 3022	443	
18/06/23	3022 - 3471	449	
19/06/23	3471 - 3934	463	
20/06/23	3934 - 4373	439	
21/06/23	4373 - 4805	432	
22/06/23	4805 - 5250	445	
23/06/23	5250 - 5704	451	
24/06/23	5704 - 6145	444	
25/06/23	6145 - 6583	438	
26/06/23	6583 - 7018	435	
27/06/23	7018 - 7479	461	
28/06/23	7479 - 7932	453	
29/06/23	7932 - 8378	446	
30/06/23	8378 - 8817	439	
Total water production =		13147 m ³ /month.	
Total Sludge discharge =		115-120 kg/month.	

201 202

July 2023

Date	water Dis charge reading	Total Prod. m ³ /day	Remark
01/07/23	8817 - 9222	405	
02/07/23	9222 - 9642	420	
03/07/23	9642 - 10057	415	
04/07/23	10057 - 10474	417	
05/07/23	10474 - 10888	414	
06/07/23	10888 - 11302	424	
07/07/23	11302 - 11716	436	
08/07/23	11716 - 12130	425	
09/07/23	12130 - 12544	417	
10/07/23	12544 - 12958	421	
11/07/23	12958 - 13372	414	
12/07/23	13372 - 13786	419	
13/07/23	13786 - 14200	423	
14/07/23	14200 - 14614	427	
15/07/23	14614 - 15028	430	
16/07/23	15028 - 15442	421	
17/07/23	15442 - 15856	397	
18/07/23	15856 - 16270	419	
19/07/23	16270 - 16684	413	
20/07/23	16684 - 17098	389	
21/07/23	17098 - 17512	414	
22/07/23	17512 - 17926	416	
23/07/23	17926 - 18340	380	
24/07/23	18340 - 18754	419	
25/07/23	18754 - 19168	383	
26/07/23	19168 - 19582	420	
27/07/23	19582 - 19996	393	
28/07/23	19996 - 20410	411	
29/07/23	20410 - 20824	403	
30/07/23	20824 - 21238	423	
31/07/23	21238 - 21652	410	

Total Sludge Discharge → 115 to 120 kg 201 27

12.798 m³/month

August 2023

Date	Discharge reading	Production/day	Remark.
01/08/23	10727 - 11117	390	
02/08/23	11117 - 11500	383	
03/08/23	11500 - 11862	362	
04/08/23	11862 - 12216	354	
05/08/23	12216 - 12589	373	
06/08/23	12589 - 12954	365	
07/08/23	12954 - 13294	348	
08/08/23	13294 - 13603	309	
09/08/23	13603 - 13912	309	
10/8/23	13912 - 14220	308	
11/8/23	14220 - 14515	285	
12/8/23	14515 - 14805	290	
13/8/23	14805 - 15116	311	
14/8/23	15116 - 15421	305	
15/8/23	15421 - 15714	293	
16/8/23	15714 - 15995	281	
17/8/23	15995 - 16305	310	
18/8/23	16305 - 16620	315	
19/8/23	16620 - 16923	303	
20/8/23	16923 - 17229	306	
21/8/23	17229 - 17846	317	
22/8/23	17846 - 18137	291	
23/8/23	18137 - 18426	289	
24/8/23	18426 - 18708	282	
25/8/23	18708 - 19011	303	
26/8/23	19011 - 19318	307	
27/8/23	19318 - 19627	309	
28/8/23	19627 - 19833	206	
29/8/23	19833 - 20033	200	
30/8/23	20033 - 20238	205	
31/8/23	20238 - 20439	201	
Total Production = 9345 m ³ / month			
Total chloride mixture = 135 to 140 kg			

Sept 2023

Date	Discharge leading	Production day	Remark
1/9/23	20439 - 20644	205	
2/9/23	20644 - 20894	250	
3/9/23	20894 - 21157	263	
4/9/23	21157 - 21437	280	
5/9/23	21437 - 21747	310	
6/9/23	21747 - 22068	321	
7/9/23	22068 - 22391	323	
8/9/23	22391 - 22698	307	
9/9/23	22698 - 23009	311	
10/9/23	23009 - 23336	327	
11/9/23	23336 - 23658	322	
12/9/23	23658 - 23976	318	
13/9/23	23976 - 24290	314	
14/9/23	24290 - 24617	327	
15/9/23	24617 - 24937	320	
16/9/23	24937 - 25245	308	
17/9/23	25245 - 25573	328	
18/9/23	25573 - 25896	323	
19/9/23	25896 - 26220	324	
20/9/23	26220 - 26531	311	
21/9/23	26531 - 26848	317	
22/9/23	26848 - 27153	305	
23/9/23	27153 - 27469	316	
24/9/23	27469 - 27778	309	
25/9/23	27778 - 28084	306	
26/9/23	28084 - 28403	319	
27/9/23	28403 - 28729	326	
28/9/23	28729 - 29057	328	
29/9/23	29057 - 29388	331	
30/9/23	29388 - 29713	325	

Total Discharge 9374 m³/month
 Total Sludge Discharge = 110 - 120 kg/month

oct 2023

Date	Discharge Reading	Production / day	Remark
1/10/2023	29713 - 30026	313	
2/10/2023	30026 - 30327	301	
3/10/2023	30327 - 30632	305	
4/10/2023	30632 - 30840	308	
5/10/2023	30840 - 31240	300	
6/10/2023	31240 - 31550	310	
7/10/2023	31550 - 31865	315	
8/10/2023	31865 - 32190	325	
9/10/2023	32190 - 32511	321	
10/10/2023	32511 - 32830	319	
11/10/2023	32830 - 33142	312	
12/10/2023	33142 - 33458	316	
13/10/2023	33458 - 33771	313	
14/10/2023	33771 - 34085	314	
15/10/2023	34085 - 34394	309	
16/10/2023	34394 - 34710	316	
17/10/2023	34710 - 35021	311	
18/10/2023	35021 - 35306	285	
19/10/2023	35306 - 35576	270	
20/10/2023	35576 - 35858	282	
21/10/2023	35858 - 36149	291	
22/10/2023	36149 - 36443	294	
23/10/2023	36443 - 36733	290	
24/10/2023	36733 - 37025	292	
25/10/2023	37025 - 37314	289	
26/10/2023	37314 - 37612	298	
27/10/2023	37612 - 37912	300	
28/10/2023	37912 - 38213	301	
29/10/2023	38213 - 38512	299	
30/10/2023	38512 - 38821	309	
31/10/2023	38821 - 39133	312	

Total Discharge
 Total Sludge discharge - 120 - 125 kg

3420 m³/month

NOV-2023

Date	Discharge Reading	Production/day	Remark
1/11/2023	29133 - 39436	330	
2/11/2023	0 - 165	165	
3/11/2023	165 - 487	322	
4/11/2023	487 - 817	330	
5/11/2023	817 - 1135	318	
6/11/2023	1135 - 1489	354	
7/11/2023	0 - 335	335	
8/11/2023	335 - 683	348	
9/11/2023	683 - 1010	327	
10/11/2023	1010 - 1355	345	
11/11/2023	1355 - 1694	339	
12/11/2023	1694 - 2045	351	
13/11/2023	2045 - 2394	349	
14/11/2023	2394 - 2736	342	
15/11/2023	2736 - 3091	355	
16/11/2023	0 - 137	137	
17/11/2023	137 - 476	339	
18/11/2023	476 - 831	355	
19/11/2023	831 - 1179	348	
20/11/2023	1179 - 1536	357	
21/11/2023	1536 - 1881	345	
22/11/2023	1881 - 2232	351	
23/11/2023	2232 - 2580	348	
24/11/2023	2580 - 2935	355	
25/11/2023	2935 - 3281	346	
26/11/2023	3281 - 3630	349	
27/11/2023	3630 - 3973	343	
28/11/2023	3973 - 4324	351	
29/11/2023	4324 - 4681	357	
30/11/2023	4681 - 5022	341	
Total Discharge =		9332 m ³ /month	
Total sludge =		125-130 kg/month	

Dec 2023

Date	Discharge Reading	Pro. m ³ /d	Remark
01/12/2023	5022 - 5362	340	
02/12/2023	5362 - 5711	349	
03/12/2023	5711 - 6062	351	
04/12/2023	6062 - 6401	339	
05/12/2023	6401 - 6749	348	
06/12/2023	6749 - 7069	320	
07/12/2023	7069 - 7395	326	
08/12/2023	7395 - 7706	311	
09/12/2023	7706 - 8030	324	
10/12/2023	8030 - 8347	317	
11/12/2023	8347 - 8676	329	
12/12/2023	8676 - 9007	331	
13/12/2023	9007 - 9334	327	
14/12/2023	9334 - 9654	320	
15/12/2023	9654 - 9982	328	
16/12/2023	9982 - 10312	330	
17/12/2023	10312 - 10637	325	
18/12/2023	10637 - 10956	319	
19/12/2023	10956 - 11296	336	
20/12/2023	11296 - 11616	324	
21/12/2023	11616 - 11944	328	
22/12/2023	11944 - 12280	336	
23/12/2023	12280 - 12604	324	
24/12/2023	12604 - 12933	329	
25/12/2023	12933 - 13254	321	
26/12/2023	13254 - 13254	0	
27/12/2023	13254 - 13591	337	
28/12/2023	13591 - 13931	340	
29/12/2023	13931 - 14266	335	
30/12/2023	14266 - 14624	358	
31/12/2023	14624 - 14972	348	
Total Discharge		9950 m ³ /month	
Total Sludge	130-135 kg/month		




अखिल भारतीय आयुर्विज्ञान संस्थान, जोधपुर
DEPARTMENT OF MICROBIOLOGY
ALL INDIA INSTITUTE OF MEDICAL SCIENCES, JODHPUR

Hospital Infection Control & BMW Dept.

Training Schedule

TOTAL ATTENDANCE OF VARIOUS HCWs (2023)

MONTH	DOCTORS	STUDENTS	NURSING	HA/HK	others Technical staff	TOTAL
JANUARY	0	100	20	11		131
FEBRUARY	0	15	300	0		315
MARCH	0	0	31	0		31
APRIL	0	8	145	0		153
MAY	0	10	28	11		49
JUNE	0	13	32	7		52
JULY	0	0	0	25		25
AUGUST	0	92	0	215		307
SEPTEMBER	0	0	103	39		142
OCTOBER	0	0	41	0	8	49
NOVEMBER	25	38	132		12	207
DECEMBER	324	0	857	360		1541
Total	349	276	1689	668	20	3002


डॉ. विभोर टाक
Dr. Vibhor Tak
अतिरिक्त आचार्य
Additional Professor
सूक्ष्म जीव विज्ञान विभाग
Department of Microbiology
अखिल भारतीय आयुर्विज्ञान संस्थान, जोधपुर
All India Institute of Medical Sciences, Jodhpur